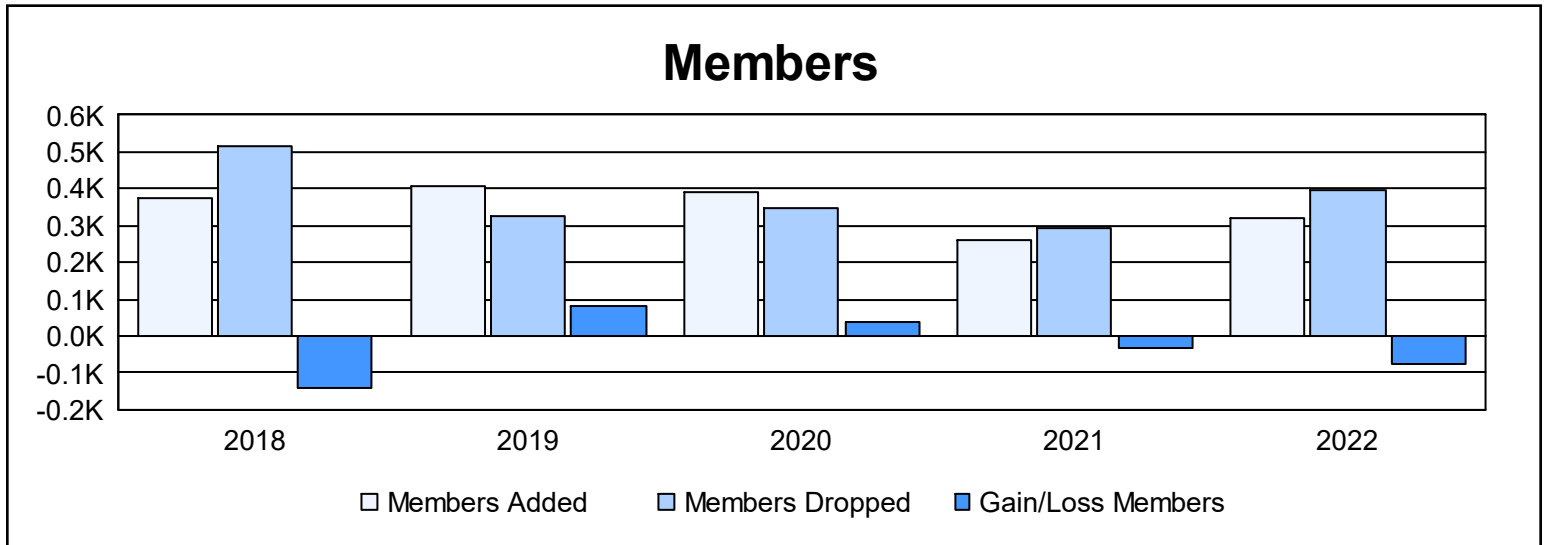
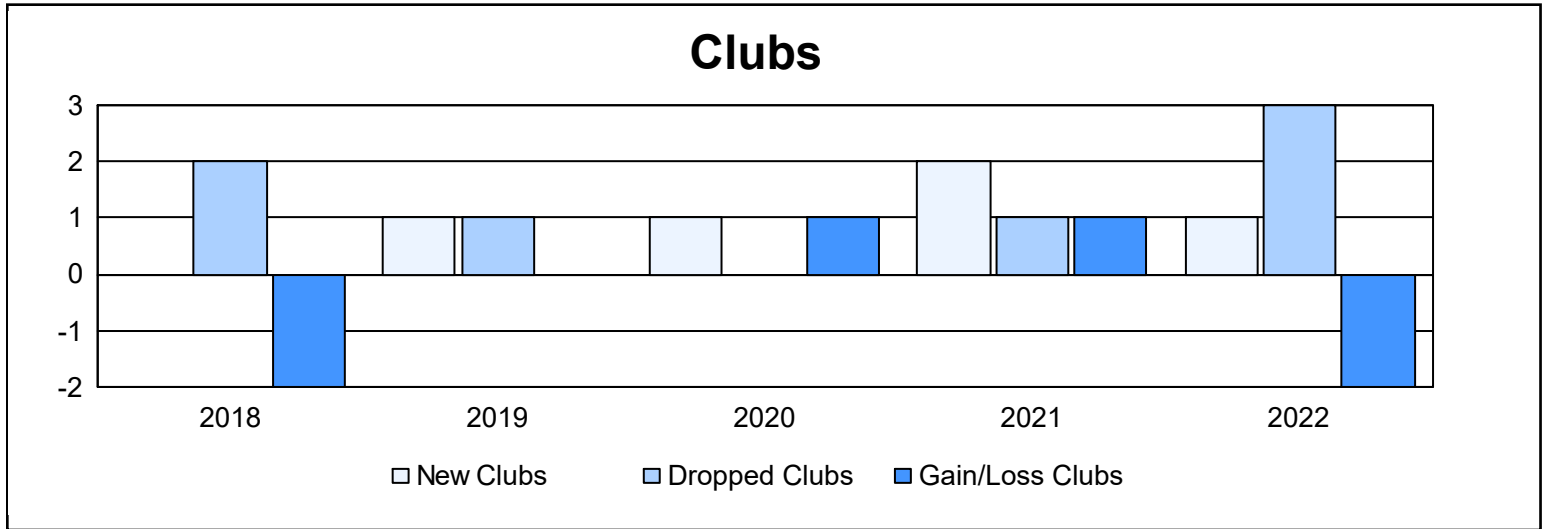
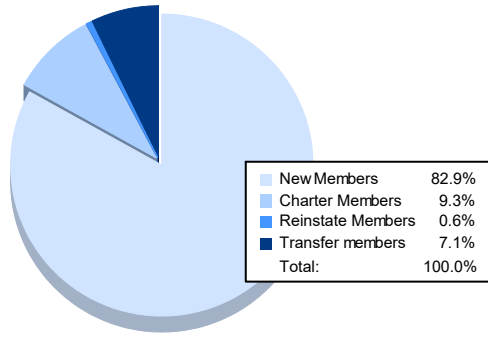


Year	New Clubs	Dropped Clubs	Gain/ Loss Clubs	New Members	Charter Members	Reinstate Members	Transfer Members	Total Member Added	Total Members Dropped	Gain/ Loss Members
2017-2018	0	2	-2	329	1	9	37	376	516	-140
2018-2019	1	1	0	368	22	3	13	406	327	79
2019-2020	1	0	1	333	28	4	24	389	350	39
2020-2021	2	1	1	196	47	1	15	259	294	-35
2021-2022	1	3	-2	267	30	2	23	322	396	-74
<b>Average</b>	<b>1</b>	<b>1</b>	<b>0</b>	<b>299</b>	<b>26</b>	<b>4</b>	<b>22</b>	<b>350</b>	<b>377</b>	<b>-26</b>



### Membership Composition June 2022 Cumulative



### Gender Composition June 2022 Cumulative

